

for Elementary Library & Information Literacy 3-5

Constructivist Media Decoding (CMD)



is a **core content inquiry-based teaching method** where **ALL students** at **all levels** develop **habits of questioning** through **media analysis.**

WHAT IS CMD?

THIS APPROACH IS

inquiry-based **student-centered** **curriculum-driven**

AND teaches core subject-area standards

develops habits of critical thinking

builds student agency

engages all students

WHY CMD?

This kit gives you the **resources and steps**

you need to begin

integrating

Constructivist Media Decoding

into your work with students.



WHAT IS IN THIS KIT?

WATCH:

- ▶ [Constructivist Media Decoding - Why and How? \(2 min.\)](#)
- ▶ [The Impact of CMD - Student Voices \(1 min.\)](#)
- ▶ [Project Look Sharp Free Resources for CMD \(2 min.\)](#)
- ▶ [ML3: Why and How Librarians are Leading K-12 Media Literacy \(4 min.\)](#)
- ▶ [Watch a Short CMD Demonstration Video](#)

HOW TO GET STARTED?

STEP 1: Brainstorm upcoming CMD opportunities



- What content will my students be learning?
- What media can target my curricular goals?
- And be engaging for all my students?
- What content and media literacy questions should I ask?

PLAN A CMD


STEP 2: Review the Tips for Decoding:

- **Preparing for a decoding**
- **Leading a decoding**
- **Cautions**



PLAN A CMD

STEP 3: Select a Lesson



Search Project Look Sharp's website, e.g., [Elementary Library, Information Literacy 3-5](#)

To narrow your search, add a **Keyword** or **FILTER** by **Subject, Media Type, Duration, etc.**

OR


Still not sure? Choose one of the lessons below:



[YouTube Recommendations: What Do I Do?](#)



[Inca Religion - What Sources Should I use?](#)

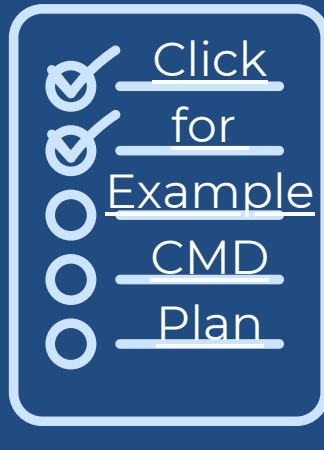


[Cyberbullying: How It Hurts & How It Helps](#)

PLAN A CMD

STEP 4: Plan Your Lesson

- What are your objectives?
- What questions can you ask students to meet your lesson's objectives?
- What follow up questions will
 - ➔ deepen student thinking?
 - ➔ help them teach each other?
- What background knowledge do your students need for the decoding?
- Will your media documents be accessible to all students?



PLAN A CMD

STEP 5: Teach Your Media Decoding Lesson!



After the lesson, **REFLECT**:

What was successful?

What was challenging?

Use the [Self-evaluation Checklist](#).

LEAD A CMD

Find more CMD lessons at



or use our [DIY guide](#) to create your own!

NEXT STEPS



Project Look Sharp
Ithaca College
119 Williams Hall
Ithaca, NY 14850

