

Constructivist Media Decoding (CMD)



is a **core content inquiry-based teaching method** where **ALL students** at **all levels** develop **habits of questioning** through **media analysis.**

WHAT IS CMD?

THIS APPROACH IS

inquiry-based **student-centered** **curriculum-driven**

AND teaches core subject-area standards
develops habits of critical thinking
builds student agency
engages all students

WHY CMD?

This kit gives you the **resources and steps** you need to begin **integrating Constructivist Media Decoding** into your work with students.



WHAT IS IN THIS KIT?

WATCH:

- ▶ [Constructivist Media Decoding - Why and How?](#) (2 min.)
- ▶ [The Impact of CMD - Student Voices](#) (1 min.)
- ▶ [Project Look Sharp Free Resources for CMD](#) (2 min.)
- ▶ [January 6, 2021 - Newspaper Front Pages](#)

HOW TO GET STARTED?

STEP 1: Brainstorm upcoming CMD opportunities



What content will my students be learning?
 What media can target my curricular goals?
 And be engaging for all my students?
 What content and media literacy questions should I ask?

PLAN A CMD


STEP 2: Review Tips for Decoding:

- Preparing for a decoding
- Leading a decoding
- Cautions



PLAN A CMD

STEP 3: Select a Lesson




Search Project Look Sharp's website, e.g., **Civics & Government 6-12**
 To narrow your search, add a **Keyword** or **FILTER** by **Subject, Media Type, Duration, etc.**

OR

Still not sure? Choose one of the lessons below:



[Social Media & Elections: What's the Connection?](#)



[Teaching about Climate Change: Why does the Sources Matter?](#)

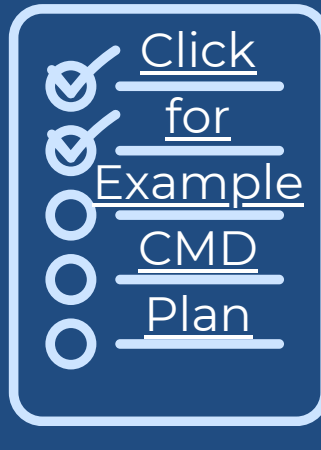


[Who's in Power in Congress: How Do You Know?](#)

PLAN A CMD

STEP 4: Plan Your Lesson

- What are your objectives?
- What questions can you ask students to meet your lesson's objectives?
- What follow up questions will
 - ➔ deepen student thinking?
 - ➔ help them teach each other?
- What background knowledge do your students need for the decoding?
- Will your media documents be accessible to all students?



PLAN A CMD

STEP 5: Teach Your Media Decoding Lesson!



After the lesson, **REFLECT**:
 What was successful?
 What was challenging?

Use the Self-evaluation Checklist.

LEAD A CMD

Find more CMD lessons at



or use our DIY guide to create your own!

NEXT STEPS