


PROJECT LOOK SHARP



By the Numbers 2016

There have been an average of 66,134 unique users per year over the past 3 years.

2013 - 2015



Our **free** kits have been downloaded **almost 25,000** times in the past year.


Visitors have been spending an average of 3 minutes on the website over the past 3 years.



2:20
2013



4:18
2014



2:23
2015

Most Popular Kits of 2015

of downloads



Revolutionary War
3,706



Global Warming
2,986



Economics in US History
2,897

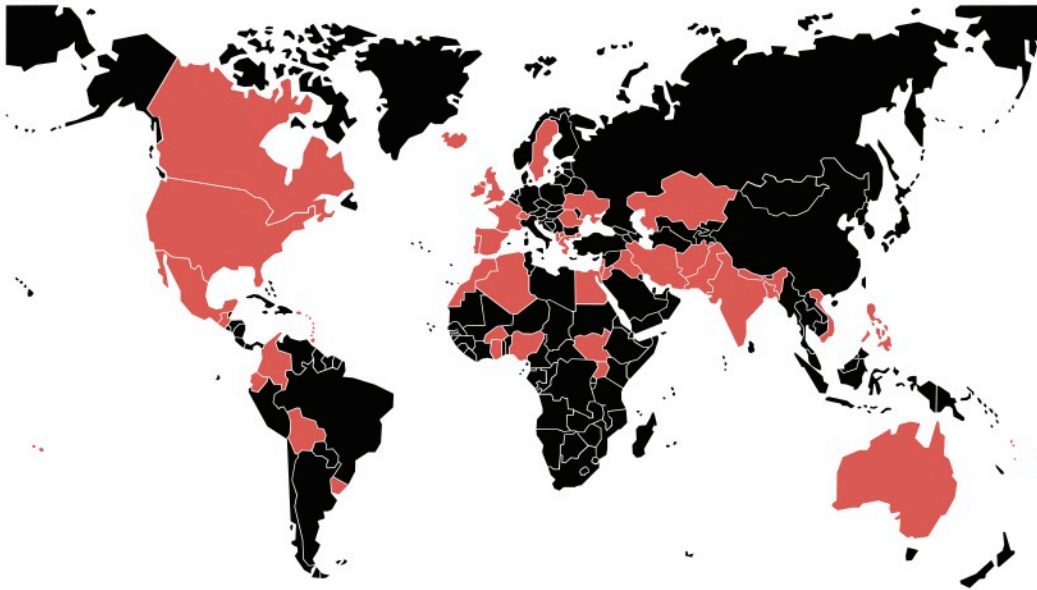
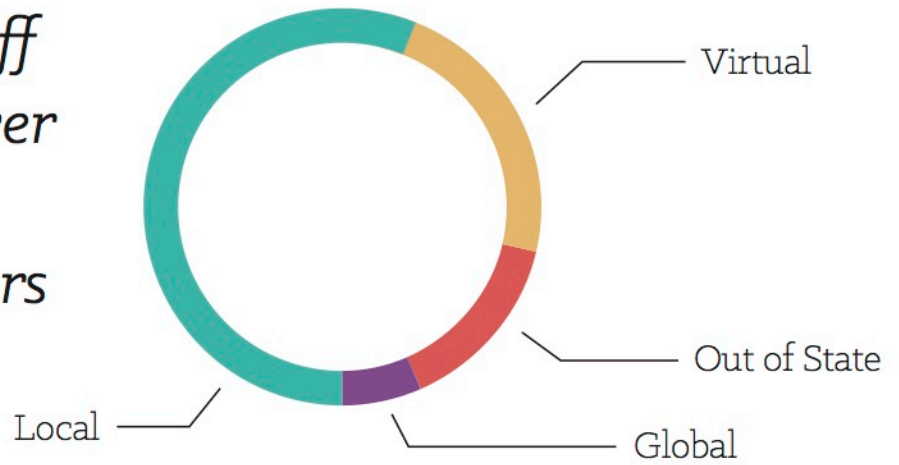


Social Justice
2,605



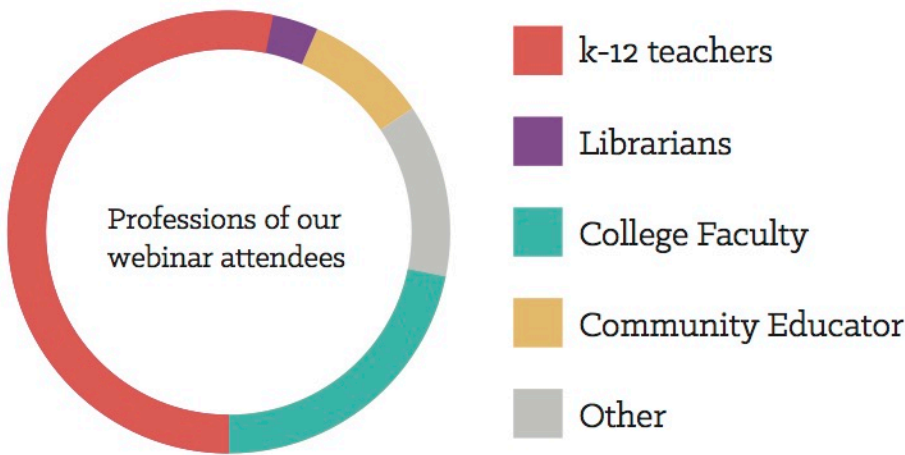
Critical Thinking and Health
2,179

In recent years, PLS staff have participated in over 40 presentations, workshops, and webinars



Webinars allow PLS to reach a **global audience**

People from 46 countries have registered for our webinars.



74%

of people attending our webinars said they would be **quite likely or highly likely to use our free materials in their educational context.**

